

Student Feedback Report 2021-22



© Dr. Meghnad Saha College

Student Feedback Report 2021-22			
Param.	No. of Students submitting feedback	1021	
Gender	No. of boys	631	62%
	No. of girls	390	38%
Hons/Gen	Honours Students	635	62%
	General Students	386	38%
Stream	Arts Students	970	95%
	Science Students	51	5%

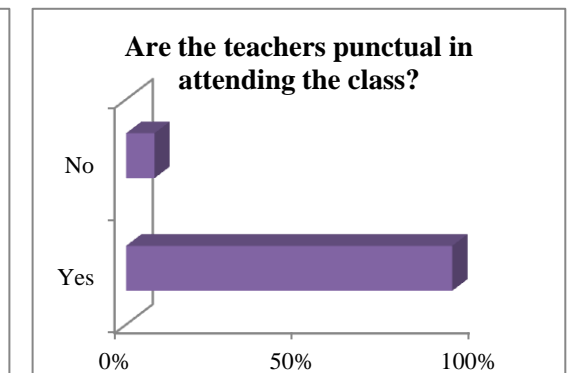
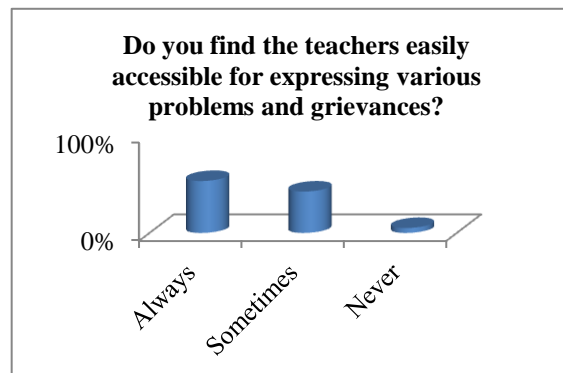
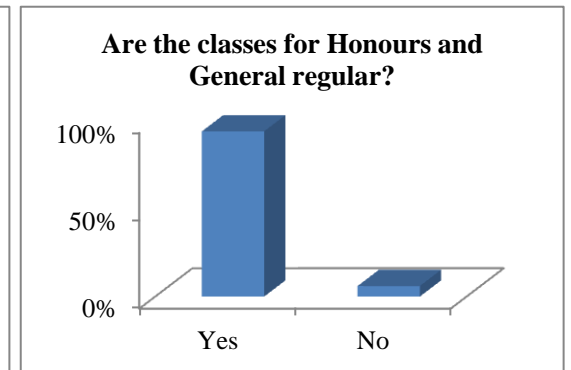
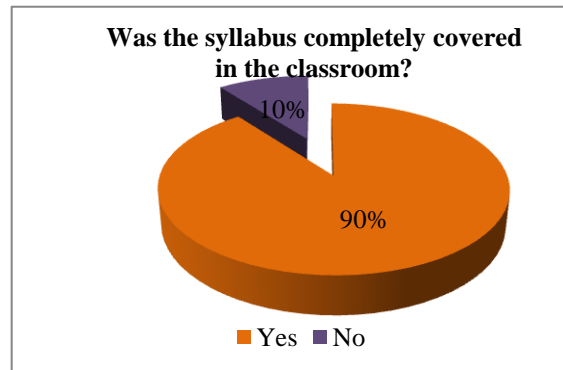
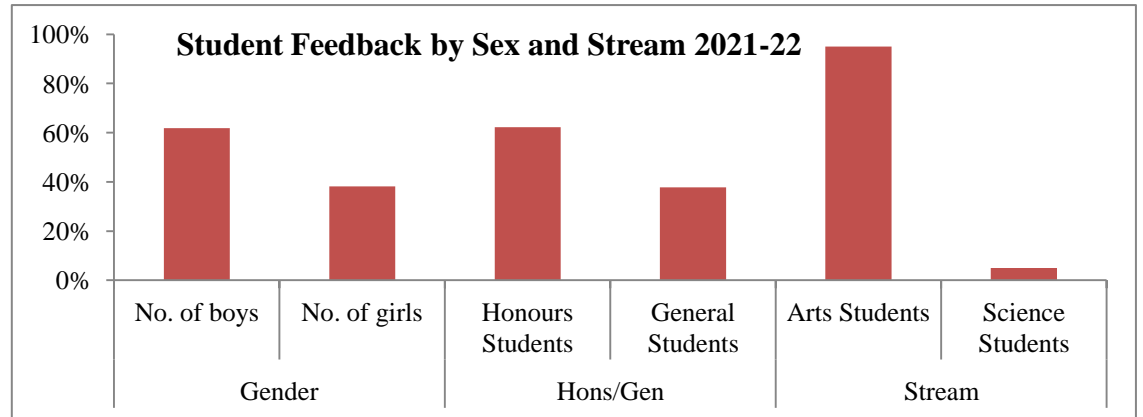
Question wise feedback report

Are the classes for Honours and General regular?		
Yes	960	94%
No	61	6%

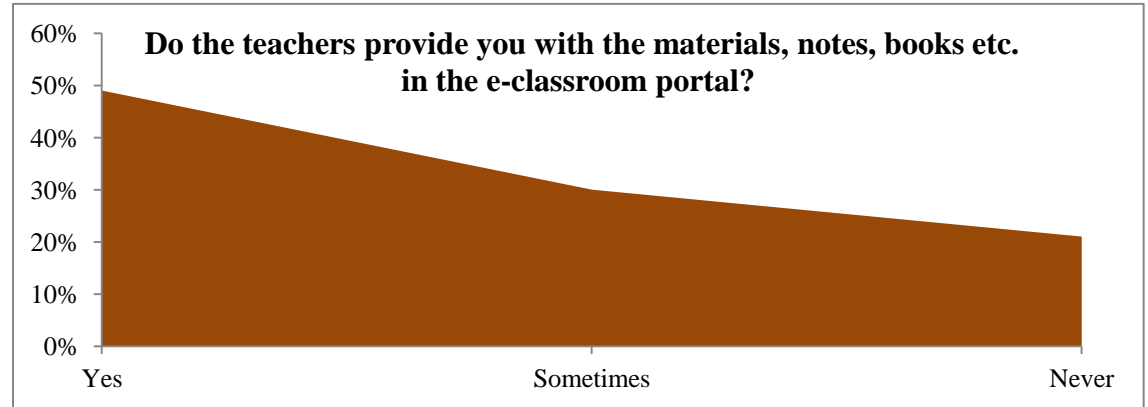
Was the syllabus completely covered in the classroom?		
Yes	915	90%
No	106	10%

Do you find the teachers easily accessible for expressing various problems and grievances?		
Always	540	53%
Sometimes	430	42%
Never	51	5%

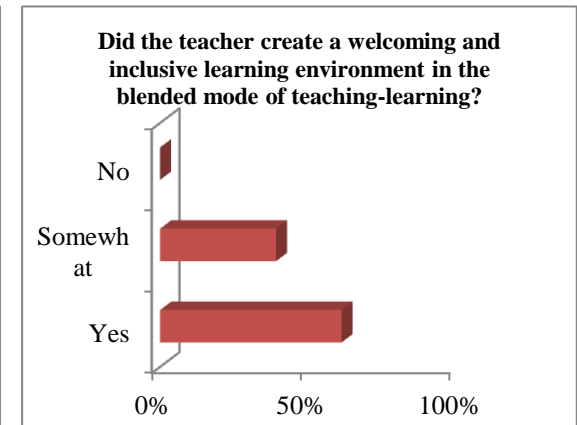
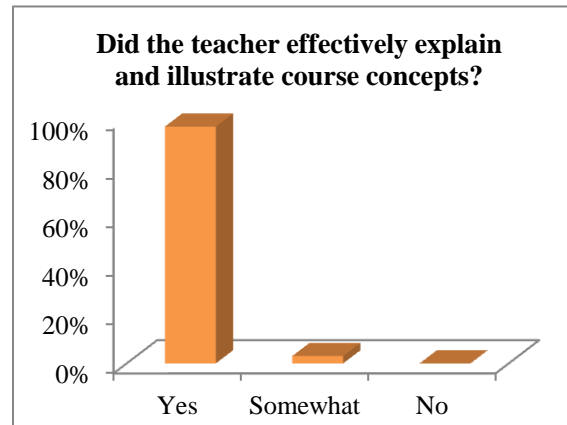
Are the teachers punctual in attending the class?		
Yes	940	92%
No	81	8%



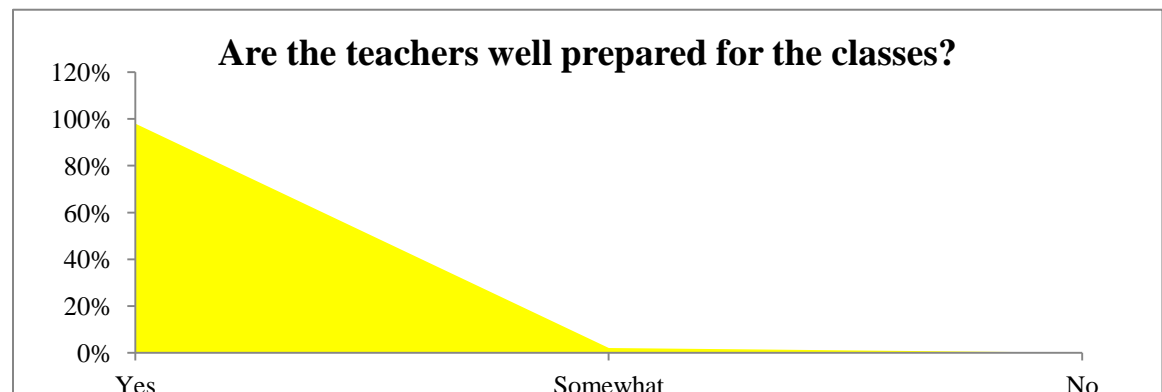
Do the teachers provide you with the materials, notes, books etc. in the e-classroom portal?		
Yes	552	49%
Sometimes	285	30%
Never	184	21%



Did the teacher effectively explain and illustrate course concepts?		
Yes	995	97%
Somewhat	25	3%
No	1	0%

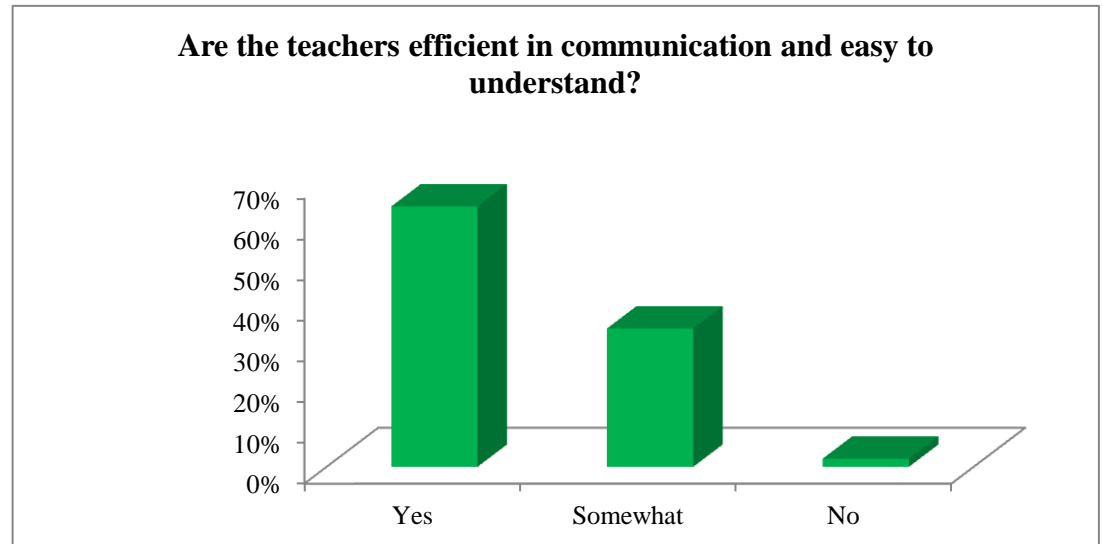


Did the teacher create a welcoming and inclusive learning environment in the online mode of teaching-learning?		
Yes	641	61%
Somewhat	380	39%
No	0	0%

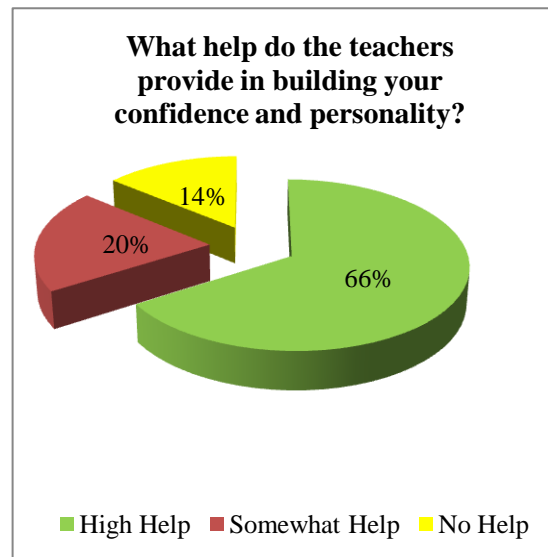


Are the teachers well prepared for the classes?		
Yes	991	98%
Somewhat	30	2%
No	0	0%

Are the teachers efficient in communication and easy to understand?		
Yes	649	64%
Somewhat	352	34%
No	20	2%



What help do the teachers provide in building your confidence and personality?		
High Help	681	66%
Somewhat Help	201	20%
No Help	139	14%



Did the instructional materials increase your knowledge and skills in the subject matter?		
Yes	698	68%
Somewhat	315	31%
No	8	1%

